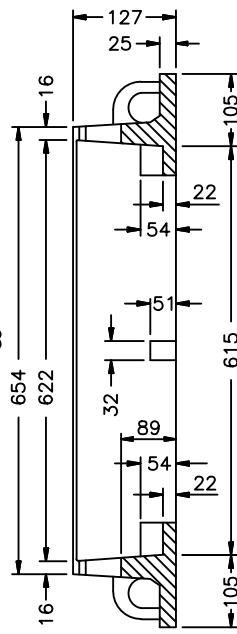
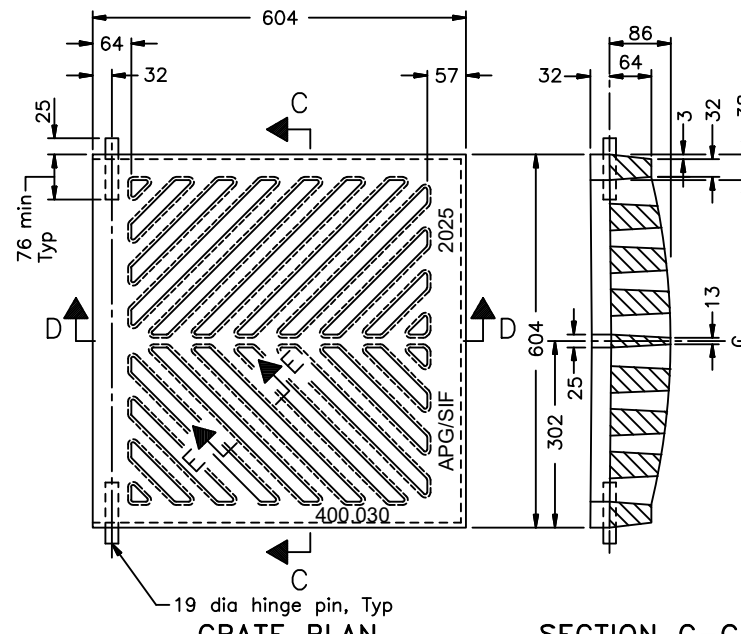


FRAME PLAN

Hoisting hook rib,
Typ, OPSD 400.001

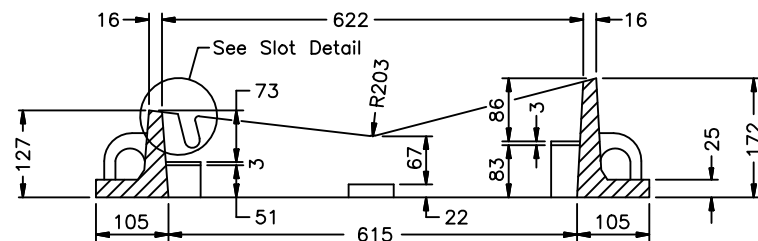


SECTION A-A

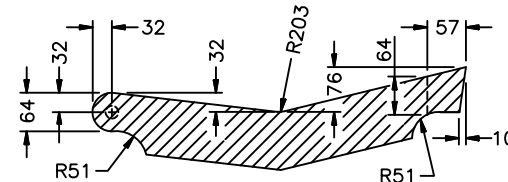


GRATE PLAN

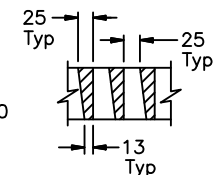
SECTION C-C



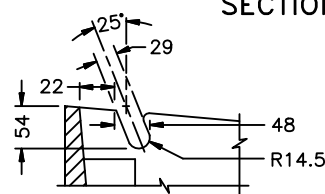
SECTION B-B



SECTION D-D




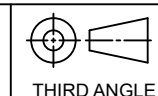
SECTION E-E



SLOT DETAIL

NOTES:

1. This OPSD shall be read in conjunction with OPSD 610.010.
2. All dimensions are in millimeter unless otherwise shown.
3. Material: Cast Iron ASTM A48 Clas 30B
4. Tolerance should be ± 0.0625 ", unless otherwise specified.

REV. NO	DATE	SIGN	DATE	 <p>APG Castings Inc. Suite 232, 14-3650 Langstaff Rd, Woodbridge, ON, L4L 9A8</p>			
DRAWN	T.JANA	17.10.2025					
CHECKED	M. GANGULY	17.10.2025					
QA							
MFG				<p>TITLE :- OPSD 400.030</p>			
APPRVD BUYER							
ESTMTD. WT				<p>SCALE NTS</p>  <p>THIRD ANGLE</p>	<p>DWG NO :-</p> <p>LOAD RATING :</p>	<p>Material:- CAST IRON</p> <p>PAINT: UNPAINTED</p>	<p>SHEET : 1 OF 1</p>