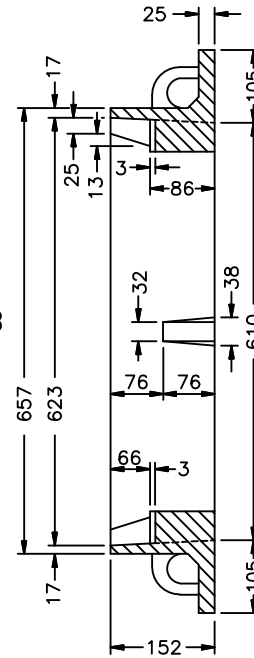
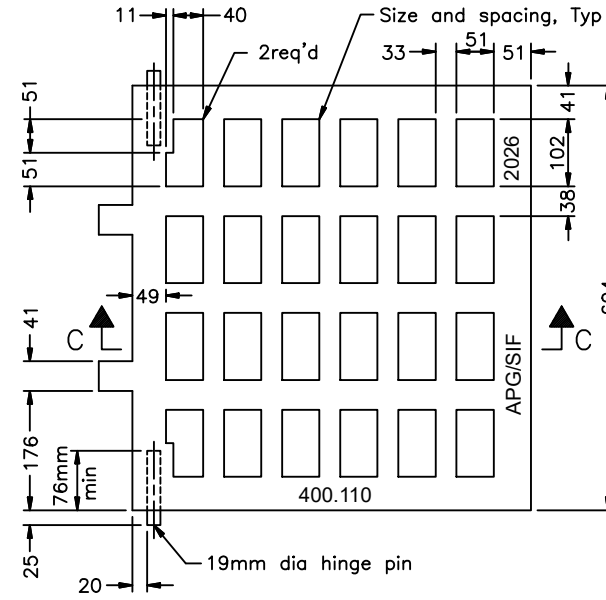


FRAME PLAN

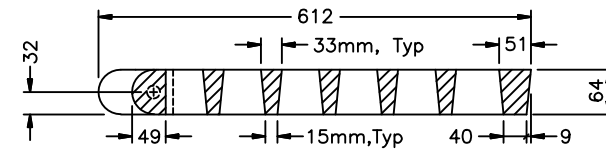
Hoisting hook rib, Typ, OPSD 400.001



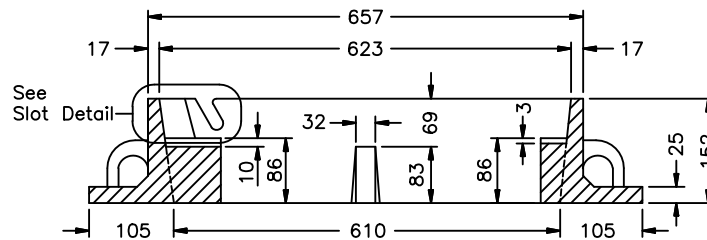
SECTION A-A



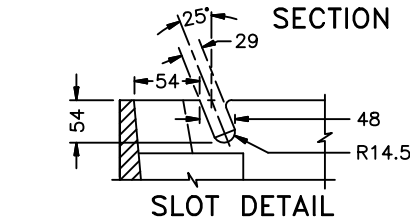
GRATE PLAN



SECTION C-C




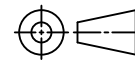
SECTION B-B



SLOT DETAIL

**NOTES:**

1. This OPSD shall be read in conjunction with OPSD 610.010 and 610.020.
2. All dimensions are in millimeter unless otherwise shown.
3. Material: Cast Iron ASTM A48 Clas 30B
4. Tolerance should be  $\pm 0.0625$ ", unless otherwise specified.

REV. NO	DATE	SIGN	DATE	 <p><b>APG Castings Inc.</b> Suite 232, 14-3650 Langstaff Rd, Woodbridge, ON, L4L 9A8</p>			
DRAWN	T.JANA	17.10.2025					
CHECKED	M. GANGULY	17.10.2025					
QA							
MFG				<p><b>TITLE :- OPSD 400.110</b></p>			
APPRVD BUYER					<p>SCALE NTS</p>  <p>THIRD ANGLE</p>	<p>DWG NO :-</p>	<p>Material:- CAST IRON</p>
ESTMTD. WT					<p>LOAD RATING :</p>	<p>PAINT: UNPAINTED</p>	<p>SHEET : 1 OF 1</p>